



Linera - Straight Sliding Doors

Operation & Maintenance Manual

www.creatif.org.uk

02_Contents

Thank you for choosing Linera by Creatif - our monolithic and minimalist straight sliding panel system.

This guide is designed to walk you through how to use the Linera moving wall system.

For technical drawings, please contact Creatif.

Page 03-05	Operation Guide
Page 06	Cleaning & Maintenance
Page 07	Fabric Care
Page 08	Contact

Servicing

Do you have a problem with your moving wall system or do you want to ask a question?

Email: service@creatif.org.uk

Guarantees

All materials were supplied by, or on behalf of, Creatif and manufactured in our factory.

All materials are guaranteed for 12 months from the date of installation, with the exception of component failure caused as a result of misuse or neglect.

03_Operation

Guide 1 of 3


In terms of operation, Linera is an extremely quick and simple system to use. That being said - due to the size of Linera, the panels are heavy and should be operated with care.

This guide assumes Linera is in the closed position. If your system is in the open position, simply perform the following steps in reverse order.

Step 1

Locate Linera's handle - this can be found at the end of the system's panel face.

Note that not all Linera systems come with handles. If your system doesn't have a handle, simply locate the side profile of your panel.



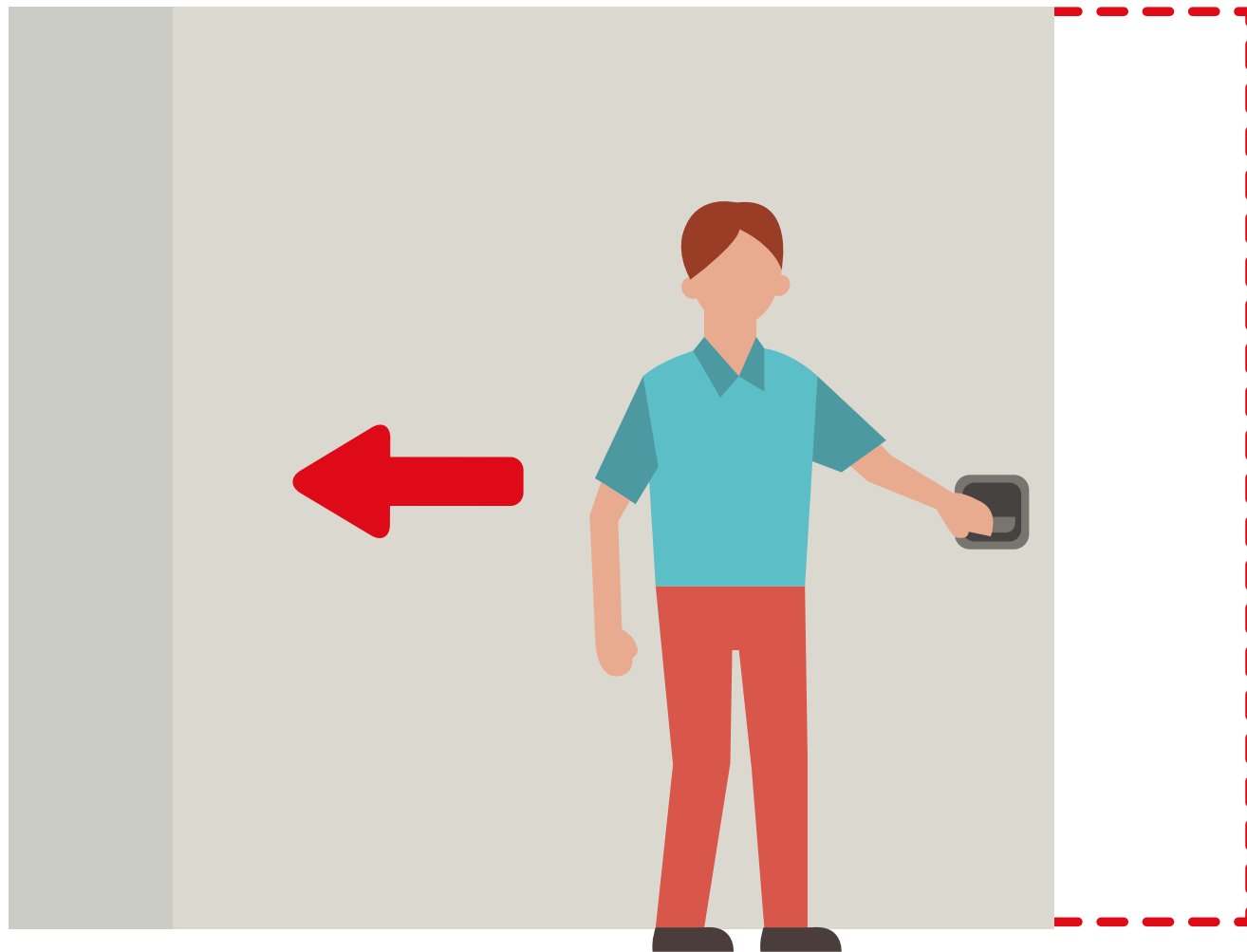
04_Operation Guide 2 of 3

Step 2

Hold onto Linera's handle with one hand and slowly pull the panel back towards its desired stacking location.

Do not pull on the handle sharply - instead slowly increase the speed of movement.


If your Linera panel doesn't have a handle, simply push from the end towards the stacking location. Pull slightly to reduce the speed of movement.



05_Operation Guide 3 of 3

Step 3

As the panel disappears into its desired stacking location, decrease the speed at which the panel is moving and gently stack away.



06_Cleaning & Maintenance

Linera requires very little attention with the obvious exception of keeping the track free of dirt and objects.

All systems featuring panels with a standard finish can be cleaned with a damp cloth and dried with a dry cloth immediately after.

We recommend that you avoid scrubbing and the use of bleach-based cleaning products.

To clean a Linera system with fabric-covered panels, please see the following page.

For more info on a service contract, system usage or to activate your warranty, give us a call or send an email:

service@creatif.org.uk



07_Fabric Care

Linera systems with a fabric finish are easy to clean.

The fabric can be cleaned with either a dry cloth or a specialist cleaning product, or a dry vacuum.

You can also remove the fabric – it can be peeled off, rolled up, stored away and even put in a washing machine (subject to type).

Removing the fabric is simple. Locate the plastic tab attached (normally found on one of the corners) and simply pull the cover from its frame.

To replace, just push the plastic beading back into the frame.

Want to discuss fabric cleaning further, or discuss further options?

service@creatif.org.uk



08_Contact

If you have any questions about your moving wall system, or would like to find out more about our servicing packages, please get in touch:

T: +44 (0) 113 270 1239

E: service@creatif.org.uk

www.creatif.org.uk



**Do you have
a question?**

Want to discuss
servicing options?

Get in touch!